

## Kalmar



OLMSTED COUNTY  
MINNESOTA

7401 19th Street NW, Rochester, MN 55901

# Safety Responsibilities

## Employer Compliance:

- Your employer must adhere to all relevant OSHA (State and Federal) regulations concerning your occupational safety and health. This includes providing the necessary protective equipment and training to perform your job safely and effectively.

## County's Duty to Inform:

- The County is responsible for furnishing your employer with comprehensive information regarding the hazards associated with the County's Solid Waste Facilities. This information enables your employer to train and equip you for your tasks properly.

## Sharing Safety Procedures:

- The County is obligated to communicate safety procedures to your employer, ensuring that your employer can adequately brief you on the safety protocols specific to the County's Solid Waste Facilities.

## Provision of Safety Equipment:

- The County has supplied essential safety equipment, including gates, long-handled tools, and fall protection attachment points to enhance safety. Using this equipment and any additional equipment your employer provides when required would be best.

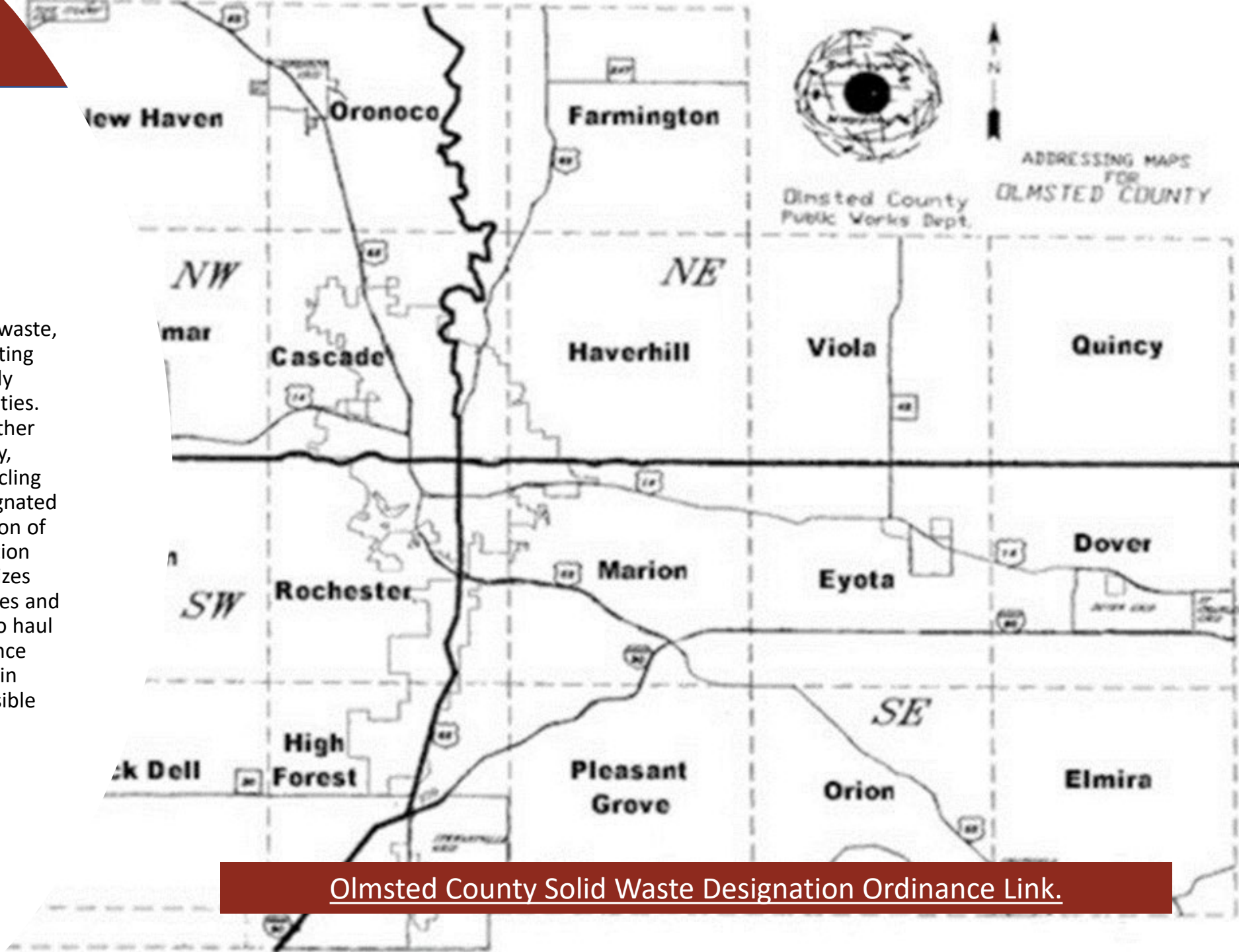
## Adherence to Safety Procedures:

- As part of your responsibility, you must diligently follow the safety procedures outlined in this presentation, promoting a safe working environment within the County's Solid Waste Facilities.



## Designation

Olmsted County mandates that ALL solid waste, commonly referred to as garbage, originating within Olmsted County must be exclusively directed to Olmsted County disposal facilities. Any diversion of such waste to facilities other than the Olmsted Waste-to-Energy Facility, Kalmar Landfill, the Olmsted County Recycling Center, or any other facility officially designated by Olmsted County is considered a violation of the Olmsted County Solid Waste Designation Ordinance. Furthermore, this act jeopardizes your employer of incurring substantial fines and the potential revocation of their license to haul garbage within Olmsted County. Compliance with this directive is imperative to maintain regulatory adherence and ensure responsible waste management practices.



[Olmsted County Solid Waste Designation Ordinance Link.](#)

## Required Vehicle Capability

# OLMSTED COUNTY MINNESOTA



To gain access to the Kalmar Landfill, licensed hauler vehicles must be able to mechanically elevate and unload materials in the designated working face area.

# What Kalmar Landfill Will Accept

The Kalmar Landfill is fully equipped to handle a wide range of commercial waste loads, encompassing various waste types such as mixed municipal solid waste (MMSW), demolition and construction materials (C&D), and easily processable bulky items like couches, love seats, and chairs.

However, it's important to note that certain items are not accepted at our facility:


- Recyclables
- Electronic waste (E-waste)
- Bulky items that cannot be readily processed, including lawnmowers, snow blowers, and water softeners.
- Appliances

Any unauthorized materials brought to the landfill will incur special handling fees. Additionally, a **special handling fee** for mattresses and box springs will be assessed when they are incidentally included in a load. Please be aware that we do **not accept full mattress loads**, and we will direct them to a mattress recycling facility.

To ensure a hassle-free disposal process, we kindly request your compliance with these guidelines when utilizing the Kalmar Landfill for your waste disposal requirements. Your cooperation is greatly appreciated.



# Speed Limits



It is imperative that all drivers strictly adhere to the posted speed limits for the roadways in the landfill and follow directional signs as posted. Your cooperation ensures the safety and efficiency of operations on site.

Follow all Signals and Staff Instructions


OLMSTED COUNTY  
MINNESOTA



Drivers are required to adhere to all instructions provided by Olmsted County personnel.

# No Cell Phone Use on the Landfill Property

The use of cell phones is strictly forbidden while on the landfill property.





# Smoking



OLMSTED COUNTY  
MINNESOTA

No smoking or open flames on the landfill property.



# Hot Loads

## Hot Load Prohibition:

### **Strict Hot Load Policy:**

Our facilities have a strict policy, and **we do not accept hot loads under any circumstances.**

### Fire Prevention Measures:

#### **Preventing Fire Hazards:**

To ensure fire safety, it is imperative that you **do not attempt to drive a burning load into our facilities.**

### Emergency Procedure for a Burning Load:

#### **Immediate Action Required:**

If you detect a burning load while at the Kalmar landfill, please follow these immediate steps:

- Proceed **out of the landfill without delay** and park on the **highway-19th Street NW.**
- **Dial 911** to report the fire.
- Follow your company's established policies and training protocols until the Fire Department arrives.
- Prioritize personal safety by distancing yourself from the fire hazard.
- As appropriate, Notify the County, Landfill operations, or the scale operator.
- Your safety and the safety of everyone involved are of utmost importance to us, and we appreciate your cooperation in adhering to these guidelines.



**Park on the Highway-19th Street NW.**



## No Scavenging

Haulers are strictly prohibited from scavenging through material that has been deposited in any of the landfill cells or a roll-off container. It's essential to understand that all materials dumped automatically become the property of Olmsted County.

---

**NOTICE**  
**NO**  
**SCAVENGING**

## Personal Protective Equipment (PPE)



### Landfill Safety Attire:

For safety reasons, all individuals entering the Landfill area must wear, at a minimum, the following protective gear:

- Hard hat
- Safety glasses
- Sturdy work boots
- High-visibility vest
- Hearing protection, if necessary.



# Drugs, Alcohol, and Firearms

Olmsted County strictly prohibits the presence of alcohol, illegal substances, or firearms on county property. If a driver or assistant is suspected of being under the influence of drugs or alcohol, their respective company will be promptly contacted for necessary action.



# Headlights On

All trucks must turn on their headlights while operating within the drop-off areas.

OLMSTED COUNTY  
MINNESOTA



# Dumping in the Wrong Place



Loads should under no circumstances be deposited in an area not designated for dumping unless a Landfill facility staff member provides explicit instructions for you to do so.

# Clean Your Own Trucks

As the driver, you are responsible for thoroughly removing all trash from your truck body while conducting discharge operations at the landfill.

OLMSTED COUNTY  
MINNESOTA





# Containers

Please ensure that containers are properly secured to prevent leaks or spills of liquids. Under no circumstances should liquid be discharged outside of designated areas.



Keep Safety In Mind

# Olmsted County Kalmar Landfill

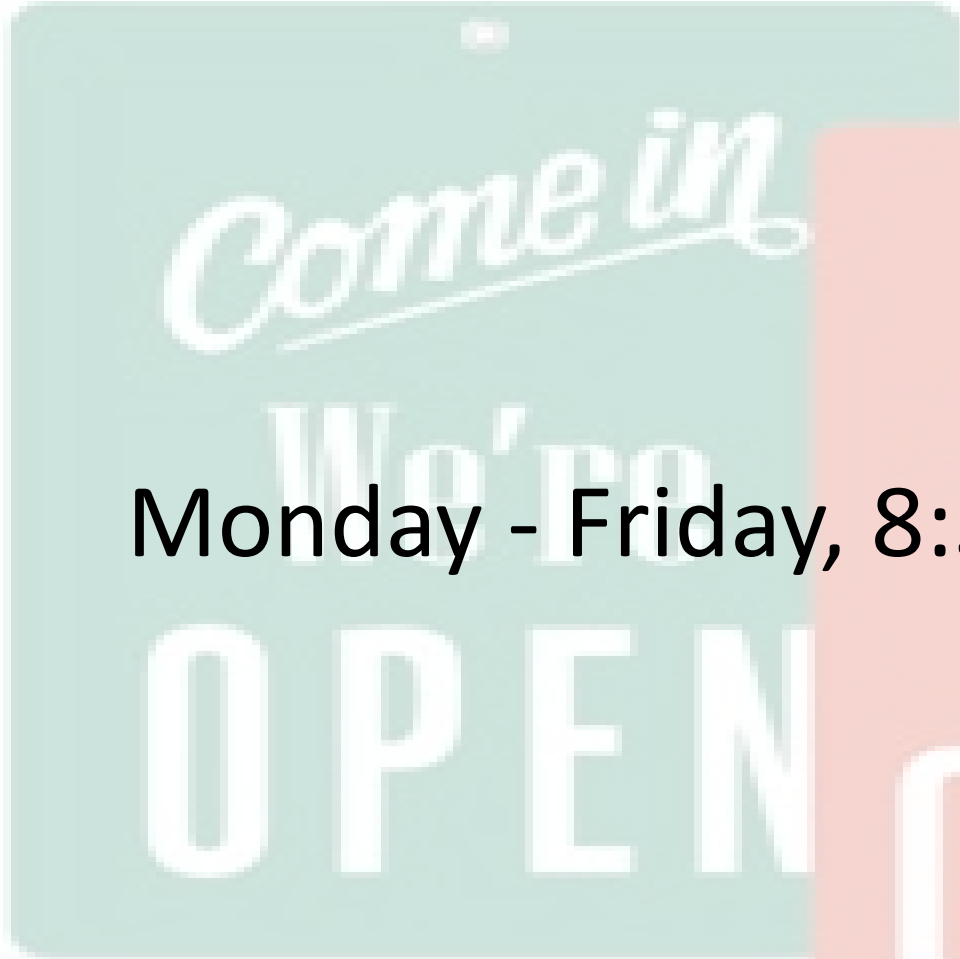
On designated days, you may receive instructions to divert waste from the Olmsted Waste-to-Energy Facility to the Kalmar Landfill. This directive typically arises from instances of facility over-capacity or operational outage.

If conditions necessitate it, a 'Bypass' may be 'called off,' typically due to factors like adverse wind or other unforeseen circumstances. In such cases, you should revert to the standard waste delivery practice to the OWEF. Your employer will promptly inform you of these developments and will, in turn, communicate the necessary instructions.



# Hours of Operation at Kalmar Landfill

Monday - Friday, 8:30 a.m. - 3:30 p.m.



# The Landfill Cells

The Olmsted County Kalmar Landfill is equipped with three distinct cells for the disposal of different types of waste:

- A Municipal Solid Waste or "garbage" cell.
- A Demolition Debris cell.
- An Ash cell.

These cells are designated to handle specific categories of waste materials.



OLMSTED COUNTY  
MINNESOTA



The Mixed Municipal Solid Waste or "MSW" cell is designed to accommodate "garbage" diverted from the Olmsted Waste-to-Energy Facility during scheduled maintenance outages and specific types of Industrial Solid Waste.

# OLMSTED COUNTY MINNESOTA



---

The Demolition and Construction debris or "C & D" cell is exclusively designated for waste from demolishing buildings, roads, and other man-made structures. **Note** that this cell is intended solely for C & D materials. You must **remove** the **unacceptable items** if a load contains mixed materials unsuitable for the C & D Cell. If the presence of unsuitable materials is excessive, Olmsted County staff will relocate the material to the MSW cell, and a Special Handling fee will be incurred.

## Ash Cell

The Ash cell is exclusively designated for the disposal of ash generated from the operations of the Olmsted Waste-to-Energy Facility and ash produced by the Mayo Medical Waste Incinerator.

OLMSTED COUNTY  
MINNESOTA



# Kalmar Landfill Tipping Procedure

Upon arriving at the Inbound scale, please ensure that the scale registers **zero (0)** and proceed to drive onto it carefully. As you move forward, be aware that the traffic light will remain **red** during this process. Maintain vigilant attention to keep your vehicle's tires on the scale. Once weighed by the Kalmar scale operator and the light turns **green**, proceed to the designated cell for your material type. Always prioritize safety when backing up to the open face in the tipping area. Never position yourself behind an elevated load, and always stay within six (6) feet of your vehicle.

**BE ALERT!!**  
**EXPECT THE UNEXPECTED**

**THINK**  
**BE AWARE OF YOUR SURROUNDINGS**



Keep safety in mind.  
It will save your behind.







# Kalmar Landfill: Stable Ground



Our landfill staff is dedicated to ensuring a stable working environment. However, if you observe the ground appearing soft or at a significant angle, it's imperative to halt and relocate to a more suitable area. Dumping in such conditions may pose a risk of trucks tipping over.



Upon completing your dumping, kindly proceed to the scale for your final weighment. The Kalmar scale operator will furnish you with a scale ticket, and if you happen to be a cash customer, we kindly request that you pay the scale operator at this juncture.

# Properly Covered Loads

It is mandatory for all loads bound for the Landfill to be securely covered. Every driver is responsible for ensuring their loads are adequately covered, and all materials are directed to the disposal facility. Neglecting to secure refuse loads properly or address waste spillage during transportation or handling promptly may lead to fines, special handling charges, or the expenses incurred for cleanup—whichever amount is more significant.



# Unacceptable Waste

The following waste materials are strictly prohibited and categorized as 'Unacceptable Waste' at our facility:

1. Hazardous Waste
2. Motor vehicle fluids and filters
3. Fluorescent tubes or high-intensity discharge lamps
4. Liquid wastes of any kind in large quantities
5. Radioactive waste
6. Large quantities of animal remains.
7. Paint, solvents, gasoline, and flammable liquids."



# More Unacceptable Waste

In addition to the previously mentioned 'Unacceptable Waste,' the following materials are also prohibited:

1. Un-vented tanks and pressure vessels
2. Aerosol cans in large quantities
3. Mining wastes
4. Pesticides, insecticides, chemicals, or other toxic materials (except in household quantities)
5. Recyclable materials are separated for recycling.
6. Appliances



**UNACCEPTABLE  
WASTE**



# Need Prior Approval

## Important Notice: Disposal of Certain Items at County Facilities

It's crucial to be aware that some items may be classified as 'Unacceptable' at one of the County's facilities but may find acceptance at another, contingent upon further evaluation, potential testing, or unique circumstances. In such cases, it may be necessary to provide special documentation to accompany the load to the facility.

Please ensure prior approval and the essential documentation to avoid the necessity for removal, incurring additional charges, and potentially causing delays in your operational processes.

### The items under consideration encompass but are not limited to:

- Industrial waste stemming from manufacturing processes.
- Bio-medical waste, mainly if it is infectious, hazardous, flammable, or toxic, includes human remains.
- Sludges.
- Agricultural wastes.
- Yard waste and tree debris.
- Street sweepings.


**PRIOR  
APPROVAL  
REQUIRED**

We urge your employer to contact the appropriate authorities to secure approvals and documentation. This proactive approach will help prevent inconveniences and ensure these items' efficient and hassle-free disposal. If in doubt, **DO NOT HAUL**.



# Additional Signage Installed

To prioritize the safety of both you and those sharing the facility, it is imperative that you strictly adhere to all designated traffic patterns and respect the posted signs throughout the premises. It is essential to note that severe violations may result in issuing a formal 'Notice of Violation' to your employer. Your commitment to safety is greatly valued.

 **Notice of Violation**

This notice is to inform you that you have not complied with one or many of policies and/or procedures (specific details are listed below).

Organization/Contractor: \_\_\_\_\_

Name of Contractor: \_\_\_\_\_ on:  AM  
 PM

Contractor Employee: \_\_\_\_\_

Check the unsafe activity:  
 No hard hat  
 No ANSI C  
 Standing on  
 Other


Describe activities in detail: \_\_\_\_\_

Recommended corrective actions:  
 Re-training  
 Disciplinary Action  
 Other

**NOTICE:** This form will be kept in your companies contract folder. This information will be reviewed during future contract negotiations and/or future violations that occur. Continued violations will not be tolerated.

Name: \_\_\_\_\_ Title: \_\_\_\_\_

Signature: \_\_\_\_\_ Date: \_\_\_\_\_



# Industrial Waste Form

## Special Inspection and Documentation for Industrial Wastes

Delivering industrial waste to our facility requires special inspection and documentation procedures.

When transporting industrial waste, it is essential to provide certification that you have collected the specified material from the address indicated on the form and have delivered it to the designated disposal site as specified.

Our Scale Operator will rigorously examine the delivery to ensure that it has received approval for acceptance, that the accompanying Tracking form is complete and accurate, and that the delivered waste aligns precisely with the description provided on the form.

### Tracking Form

Evaluation ID: 116 Tracking Form ID: 33

---

#### 1. GENERATOR INFORMATION

Generator Name\*

Address\*

City\*  State\*  ZipCode\*

Generator's Representative Name\*

Title\*

PhoneNumber\*

---

#### 2. WASTE INFORMATION

Physical State\*  Color(s) (Describe)\*

Odor\*  Vessel\*

Anticipated Amount\*

---


#### 3. TRANSPORTER INFORMATION

Transporter\*


Phone Number\*

Date\*  Driver Name\*

# Periodic Random Inspections Conducted by Kalmar or Environmental Resources (ER) Staff



## Spot Checks



As part of our commitment to maintaining compliance and ensuring waste quality, Kalmar or ER Staff will conduct periodic random inspections, often called 'spot checks.'

During these inspections, you may be requested to unload your load in a separate area at the Landfill. Our staff will handle the cleanup of all acceptable waste materials.

It is essential to note that the hauler must remove any unacceptable waste, and they may be subject to special handling fees for this service. The inspection results will be meticulously documented, with one copy provided to you, another to the solid waste assurance coordinator, and one retained at the facility for our records.

In instances where substantial amounts of unacceptable waste are discovered, there is a possibility that the load may be rejected, and your employer will be promptly notified of the necessary actions to address the delivery issue.





# Disabled Vehicles

## Prompt Removal of Disabled Vehicles

To ensure smooth traffic flow and efficient operations in and around our facilities, disabled vehicles must be promptly removed from main traffic lanes and disposal areas.

Please be aware that any vehicle obstructing a primary traffic route for an extended period exceeding one hour will be subject to removal by County staff or contractor personnel. All associated costs, including those related to special handling, will be billed to the vehicle owner.

---

OLMSTED COUNTY  
MINNESOTA



Thank you for taking the time to review this vital information, and please be safe.

